

# Youth Risk Behavior Survey

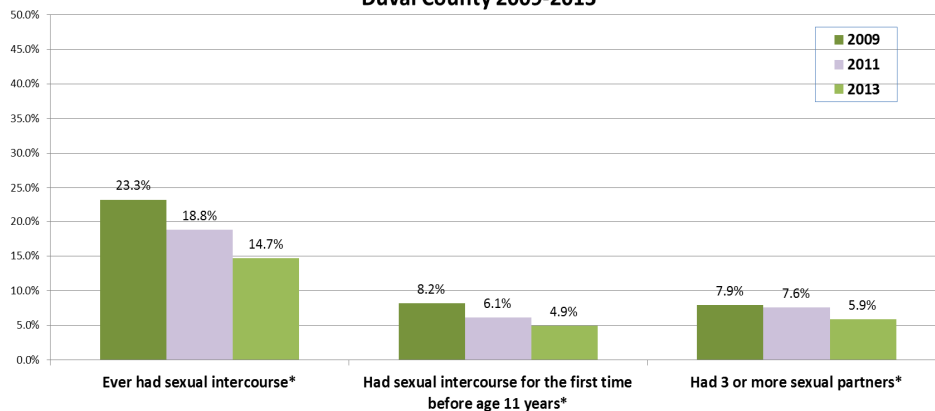


## DUVAL COUNTY MIDDLE SCHOOL STUDENTS 2013

### Sexual Behaviors

The Youth Risk Behavior Survey (YRBS) is a self-administered, school-based, confidential, and anonymous survey that was conducted in Duval County Public Schools during the spring of 2009, 2011, and 2013. This is part of a national effort by the Centers for Disease Control and Prevention (CDC) to obtain information pertaining to youth health behaviors. These behaviors include: violence, safety, sex, nutrition, physical activity, and suicide. In 2013, 4,832 students from 28 Duval County public middle schools provided data for the YRBS.

**Middle School Students (6th - 8th Grade) Sexual Behavior by Year  
Duval County 2009-2013**



Since 2009, Duval County has seen a decline in sexual activity among middle school students. Ever having sex has decreased by -37% (from 23.3% to 14.7%).

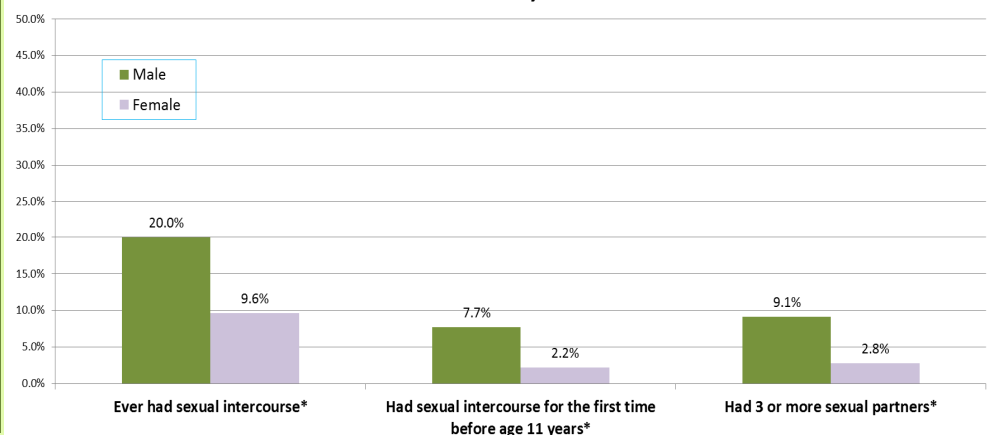
For middle school students, having sex before age 11 has declined from 1 in 12 to fewer than 1 in 20.

For middle school students, having 3 or more sexual partners during their lifetime declined from 7.9% (2009) to 5.9% (2013), a -25% reduction.

Sexual behavior is more common among males than females. All three of the reported measures in the graph were significantly different between genders. More males than females have had sex, had sex at an early age, or have had 3+ sexual partners during their lifetime.

For example, twice as many males reported ever having sex compared to females (20% to 9.6%). Three times as many males reported having 3+ sexual partners in their lifetime compared to females.

**Middle School Students (6th - 8th Grade) Sexual Behavior by Gender  
Duval County 2013**



An asterisk (\*) indicates statistical significance.

#### Additional Data

There are a couple of significant differences between 6th grade and 8th grade students related to sexual behavior.

- The percent of students who ever had sexual intercourse (8.3% vs. 21.3%).
- The percent of students who ever had sexual intercourse with 3 or more people (3.0% vs. 9.4%).

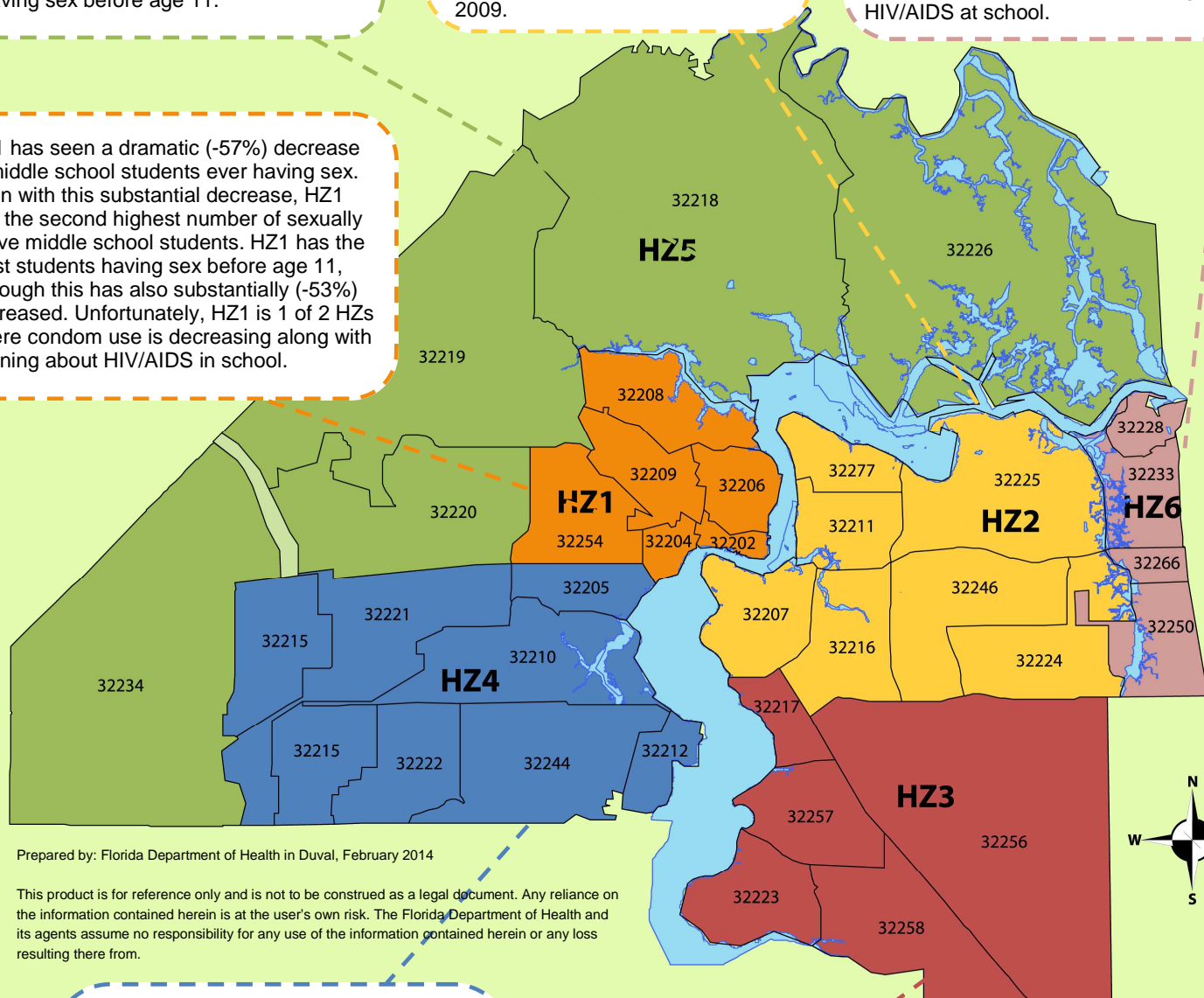
# Duval County Health Zones (HZ)

**HZ5** has the highest number of students who have ever had sex or had sex with 3+ partners in their lifetime. HZ5 has approximately 3 out of 4 middle school students use a condom when they have sex, much higher than the other areas or their high school counterparts. In 2013, 1 in 20 middle school students reported having sex before age 11.

**HZ2** has not seen a major reduction in any sexual behaviors among middle school students in the past 5 years. Nearly 1 in 7 middle school students have had sex and 1 in 25 did so before age 11. Condom use has not improved. In 2013, 1 in 16 MS students had 3+ sexual partners in their lifetime. In HZ2, only 2 out of 3 students are learning about HIV/AIDS in school, a decrease from 2009.

**HZ6** has not seen a major reduction in any sexual behaviors among middle school students in the past 5 years. Nearly 1 in 6 middle school students has had sex. HZ6 is lower than most of the County for having sex before age 11 and is the lowest for having had 3+ sexual partners in their lifetime. Condom use has increased slightly and is the second highest in the County. HZ6 has the most students learning about HIV/AIDS at school.

**HZ1** has seen a dramatic (-57%) decrease in middle school students ever having sex. Even with this substantial decrease, HZ1 has the second highest number of sexually active middle school students. HZ1 has the most students having sex before age 11, although this has also substantially (-53%) decreased. Unfortunately, HZ1 is 1 of 2 HZs where condom use is decreasing along with learning about HIV/AIDS in school.



Prepared by: Florida Department of Health in Duval, February 2014

This product is for reference only and is not to be construed as a legal document. Any reliance on the information contained herein is at the user's own risk. The Florida Department of Health and its agents assume no responsibility for any use of the information contained herein or any loss resulting there from.

**HZ4** has seen a dramatic decline in having sex before age 11 (-55% decrease from 7% to 3.1%) and is the lowest in the County. Although decreasing, more than 1 in 10 middle school students report ever having sex and nearly 1 in 20 report having had 3+ sexual partners in their lifetime. HZ4 is 1 of 2 HZs where condom use is decreasing. Fewer than 2 in 3 sexually active students used a condom the last time they had sex. Significantly fewer students in HZ4 are learning about HIV/AIDS at school, a reduction of -17% since 2009.

**HZ3** suffers from all of the same sexual risk factors as the other HZs. In 2013, more than 1 in 10 middle school students had ever had sex, nearly 1 in 25 had sex before age 11, and more than 1 in 25 had 3+ sexual partners in their lifetime. HZ3 has the lowest condom use in the County, -23% lower than the highest (HZ5). This trend continues into high school. HZ3 also has the fewest number of students learning about HIV/AIDS at school, a rate which continues to drop.

# Duval County Health Zone Comparison by Year

PAGE 3

Risk Factors	Year	HZ1	HZ2	HZ3	HZ4	HZ5	HZ6	Duval County
<b><i>Sexual Behavior</i></b>								
Ever had sexual intercourse	2009	35.5%	19.1%	17.1%	19.9%	20.8%	21.9%	23.3%
	2011	30.6% <sup>2-6</sup>	16.2% <sup>1</sup>	10.6% <sup>1</sup>	17.4% <sup>1</sup>	13.8% <sup>1</sup>	12.9% <sup>1</sup>	18.8%
	2013	15.4%*	13.9%	11.2%	11.3%*	16.4%	14.9%	14.7%*
Had sexual intercourse for the first time before age 11 years	2009	12.2%	6.5%	6.3%	7.0%	7.7%	9.6%	8.2%
	2011	11.0% <sup>2-6</sup>	5.0% <sup>1</sup>	3.6% <sup>1</sup>	4.6% <sup>1</sup>	4.8% <sup>1</sup>	2.6% <sup>1</sup>	6.1%
	2013	5.8%*	4.0%	4.2%	3.1%*	4.9%	3.3%	4.9%*
Used a condom during last sexual intercourse	2009	75.8%	63.9%	53.4%	70.4%	63.6%	57.7%	66.8%
	2011	75.9%	75.4%	64.2%	74.9%	76.4%	57.7%	70.8%
	2013	60.2%	63.6%	56.3%	64.6%	72.6%	68.6%	65%*
Had sexual intercourse with three or more people	2009	8.9%	6.4%	5.2%	7.7%	5.6%	6.5%	7.9%
	2011	13.2% <sup>2-6</sup>	5.7% <sup>1</sup>	4.5% <sup>1</sup>	5.8% <sup>1</sup>	5.5% <sup>1</sup>	4.3% <sup>1</sup>	7.6%
	2013	5.5%*	6.0%	4.7%	4.5%	6.9%	4.3%	5.9%*
Students who had ever been taught in school about AIDS or HIV infection	2009	73.4%	73.9%	82.1%	78.7%	77.1%	83.0%	75.7%
	2011	73.4% <sup>3</sup>	67.1%	60.6% <sup>1</sup>	66.3%	69.6%	61.1%	65.8%
	2013	68.4%	67.7%	61.9%*	65.4%*	68.9%	69.5%	64.9%*

2009-2013 statistically significant trend \*decrease ^increase

**QNA: Question not asked**

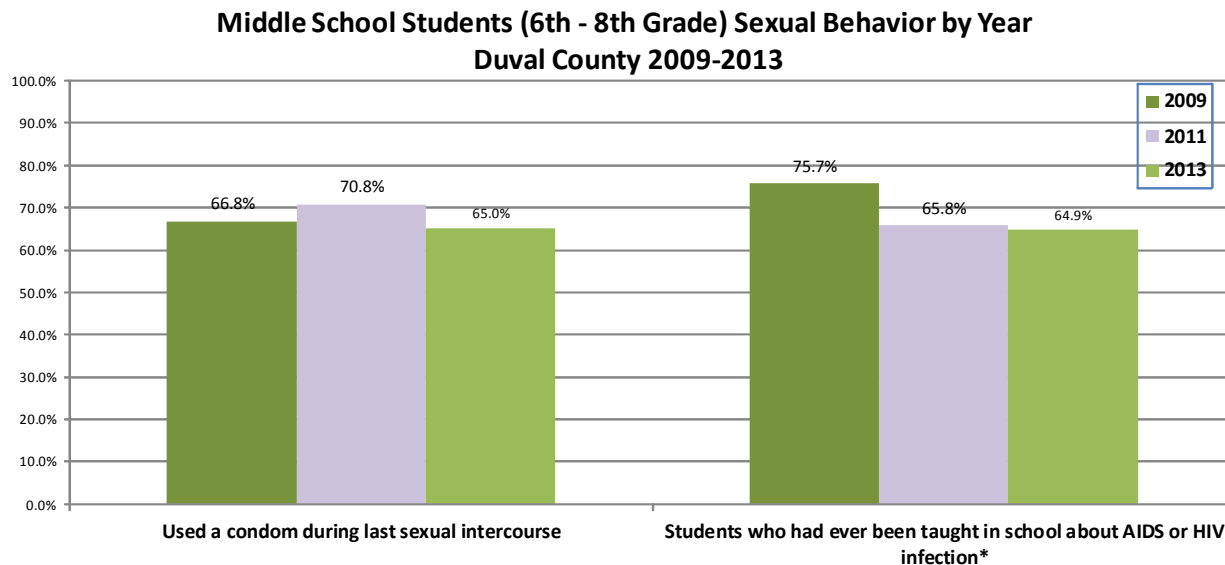
**NR: Not Ready (June 2014 release)**

NOTE: The superscript number indicates that one Health Zone is statistically significantly different than another Health Zone.

Trend analysis by County, State and Nation are provided by CDC (See YRBS methodology at [www.CDC.gov](http://www.CDC.gov)).

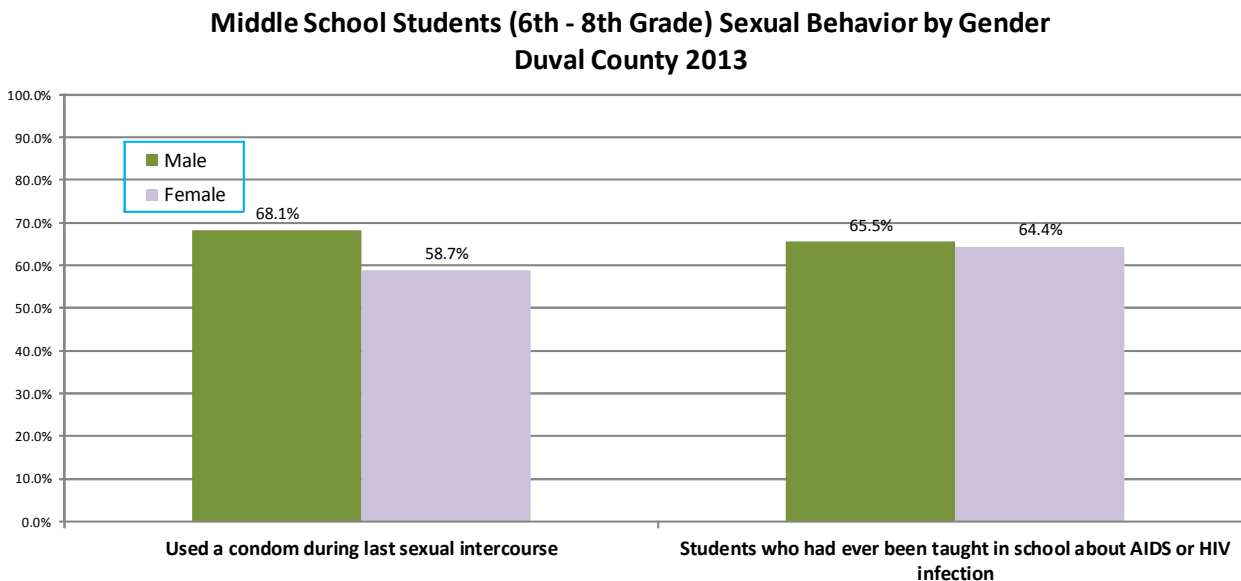
Trend analysis and comparisons by Health Zone is provided by the Department of Health-Duval (See YRBS methodology at <http://www.dchd.net/health-data-resources/health-reports>).

# Middle School Sexual Behavior in Duval



For those middle school students who are having sex, close to 1 in 3 are not using condoms. Condom use has not improved in the past five years. Duval has also seen a reduction in students learning about HIV/AIDS at school, with a downward trend since 2009.

Condom use is lower among females. Out of 50 middle school male students, 10 have had sex, and out of those 10, more than 3 did not use a condom. Out of 50 middle school female students, 5 have had sex, and out of those 5, at least 2 did not use a condom.



## Additional Data

There are a couple of significant differences between 6th grade and 8th grade students related to sexual behavior.

- Among students who ever had sexual intercourse the percentage who used a condom during last sexual intercourse was significantly different (50.8% vs. 71.4%).
- Percent of students who had ever been taught in school about AIDS or HIV infection (49.2% vs. 76.8%).

For more information about the YRBS, e-mail Duval County Public Schools at [yrbs@duvalschools.org](mailto:yrbs@duvalschools.org). Visit <http://www.duvalschools.org/Page/11295> or <http://www.dchd.net/health-data-resources/health-reports> to view or download YRBS data.

*This publication was supported by the Cooperative Agreement Numbers 1U87PS004140-01 and 3087DP001265-05W1 from The Centers for Disease Control and Prevention. Its contents are solely the responsibility of the authors and do not necessarily represent the official views of The Centers for Disease Control and Prevention.*