

Youth Risk Behavior Survey

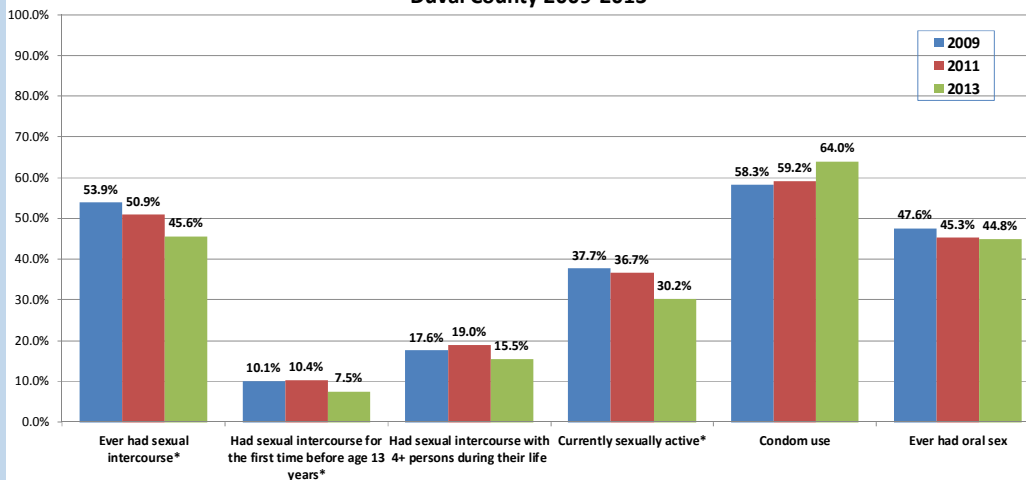


DUVAL COUNTY HIGH SCHOOL STUDENTS 2013

Sexual Behavior

The Youth Risk Behavior Survey (YRBS) is a self-administered, school-based, confidential, and anonymous survey that was conducted in Duval County Public Schools during the spring of 2009, 2011, and 2013. This is part of a national effort by the Centers for Disease Control and Prevention (CDC) to obtain information pertaining to youth health behaviors. These behaviors include: violence, safety, sex, nutrition, physical activity, and suicide. In 2013, 3,558 students from 21 Duval County public high schools participated in the YRBS.

**High School Student (9th - 12th Grade) Sexual Behavior by Year
Duval County 2009-2013**



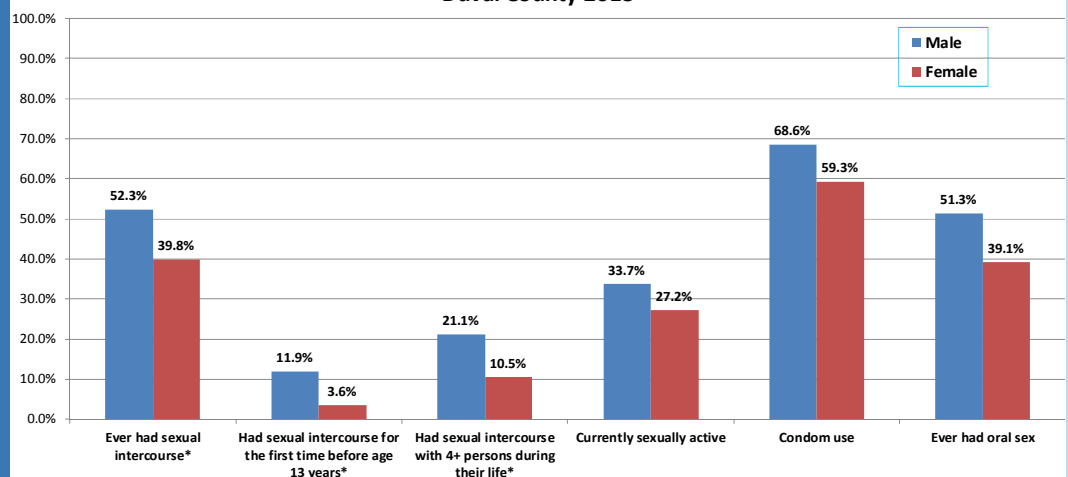
Since 2009, Duval County has seen a decline in sexual activity among adolescents. Unfortunately, Duval County teens have sex at earlier ages or with more partners than teens throughout Florida or the U.S.

For every 10 HS students, 3 are currently sexually active and 1 of those 3 did not use a condom the last time they had sex. This has led to Duval County teens having high rates of sexually transmitted diseases.

Sexual behavior is more common among males than females. Significantly more males have had sex; had sex at an early age; and have had multiple sex partners.

Condom use is lower among females with nearly 1 in 4 being currently sexually active and just over half using a condom the last time they had sex. For males, 1 in 3 are currently sexually active and 2 out of 3 used a condom the last time they had sex.

**High School Student (9th - 12th Grade) Sexual Behavior by Gender
Duval County 2013**



An asterisk (*) indicates statistical significance.

Additional Data

- Having sex before age 13 (while in Middle School) is higher in Duval County than Florida or the Nation.
- Having 4 or more sexual partners is higher in Duval County than the Nation.
- Duval is ranked 1st among large counties in Florida for STDs in 15-19 year olds. Duval's STD rate of 3,789/100,000 is 37% higher than Florida's rate of 2,377/100,000 for teens 15 to 19 years old.

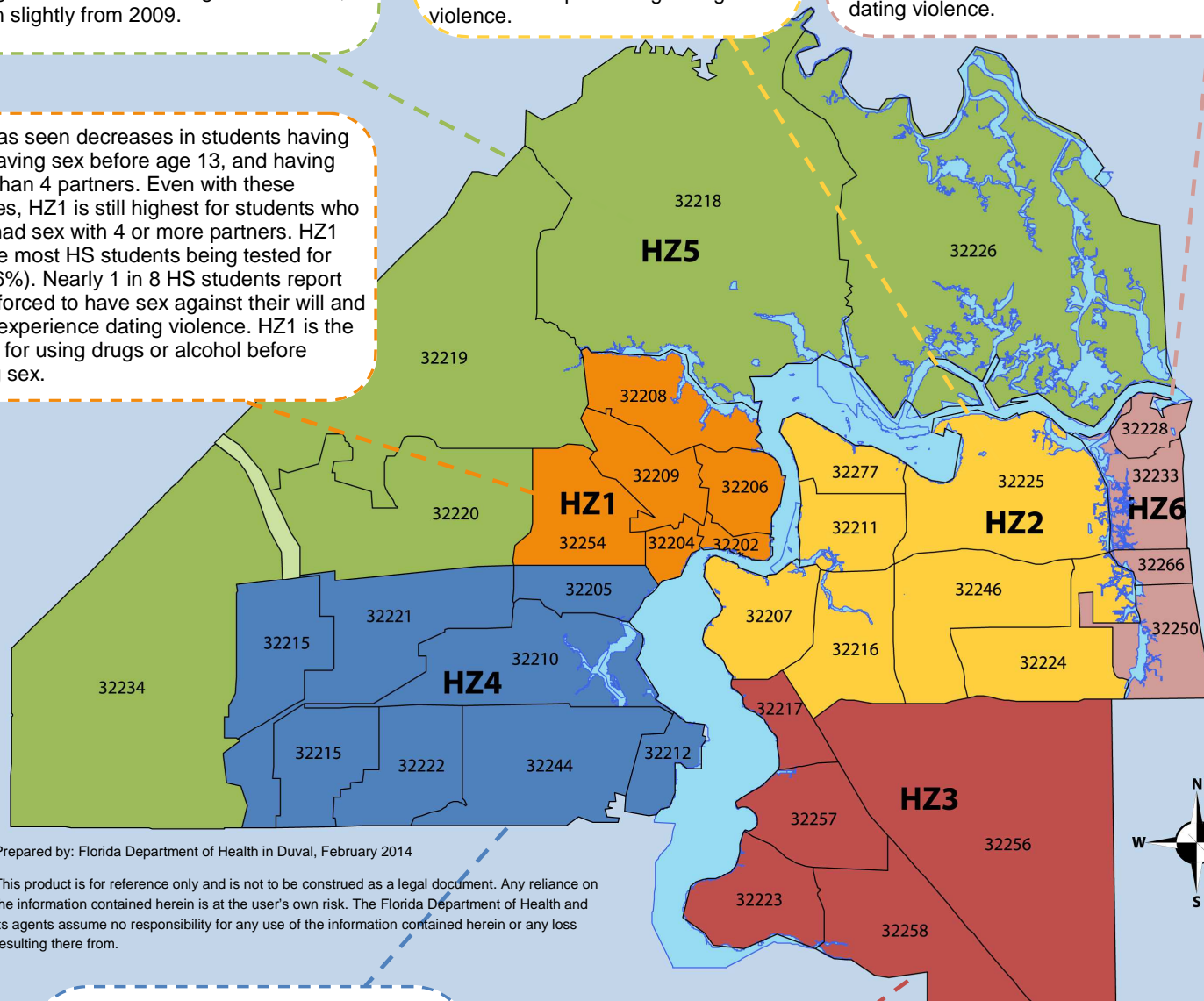
Duval County Health Zones (HZ)

HZ5 has the most currently sexually active teens. A growing number of teens are having oral sex, nearly half (48.5%), the highest of all HZs. HZ5 has the highest number of teens reporting being taught about HIV/AIDS at school. One in five used drugs or alcohol before they had sex. In HZ5, 1 in 10 HS students report being forced to have sex against their will, down slightly from 2009.

HZ2 has seen the largest increase in HS students using drugs or alcohol before having sex (+43% increase since 2009). Nearly 4 in 10 students have ever had sex and 3 in 10 are currently sexually active. Condom use has increased by +11% since 2009 while having 4 or more sex partners has not changed. Over 1 in 10 HS students have been forced to have sex against their will and an increasing number are experiencing dating violence.

HZ6 has seen a -35% decline in students having sex. Fewer students have had sex with 4+ partners and significantly fewer are currently sexually active. Condom use is the highest in the County, but so is using drugs or alcohol before having sex. HZ6 has the fewest students being taught about HIV/AIDS. It has the fewest HS students being forced to have sex, but the highest who have experienced dating violence.

HZ1 has seen decreases in students having sex, having sex before age 13, and having more than 4 partners. Even with these declines, HZ1 is still highest for students who have had sex with 4 or more partners. HZ1 has the most HS students being tested for HIV (26%). Nearly 1 in 8 HS students report being forced to have sex against their will and 1 in 6 experience dating violence. HZ1 is the lowest for using drugs or alcohol before having sex.



Prepared by: Florida Department of Health in Duval, February 2014

This product is for reference only and is not to be construed as a legal document. Any reliance on the information contained herein is at the user's own risk. The Florida Department of Health and its agents assume no responsibility for any use of the information contained herein or any loss resulting there from.

HZ4 is unique; sexual behaviors are increasing instead of decreasing, as in the other HZs. HZ4 teens are increasingly having sex and having sex before age 13 (highest for both). HZ4 has seen a 18% increase in having more than 4 sex partners. In HZ4, 1 in 3 students are currently sexually active while nearly half (47%) have had oral sex. They are tied for the second lowest HZ for drug or alcohol use before having sex. Nearly 1 in 10 HS students report being forced to have sex while 1 in 8 report dating violence.

HZ3 has seen a -24% reduction in ever having sex including a -35% reduction in currently being sexually active (lowest for both). They are the lowest for having sex before age 13 or having more than 4 sex partners. More than 1 in 2 HS students in HZ3 do not use a condom when they have sex. HZ3 has the fewest teens being tested for HIV. They are the third highest for drug or alcohol use before having sex. In HZ3, 1 in 10 HS students report being forced to have sex while 1 in 8 report dating violence.

Duval County Health Zone Comparison by Year

PAGE 3

Risk Factors	Year	HZ1	HZ2	HZ3	HZ4	HZ5	HZ6	Duval County	FL	USA
Sexual Behavior										
Ever had sexual intercourse	2009	62.4%	48.9%	49.5%	48.4%	59.5%	61.8%	53.9%	50.6%	46.0%
	2011	62.5% ²⁻³	45.1% ¹	38.2% ¹	52.3%	51.6%	51.1%	50.9%	48.2%	47.4%
	2013	47.6%	41.7%	37.4% ⁴	53.0% ³	48.3%	40.1%	45.6%*	44.3%*	NR
Had sexual intercourse for the first time before age 13 years	2009	14.4%	8.1%	9.0%	10.6%	10.3%	2.3%	10.1%	8.3%	5.9%
	2011	16.5% ²⁻³	6.7% ¹	4.5% ¹	12.1%	9.2%	8.1%	10.4%	7.6%	6.2%
	2013	8.8%	6.6%	4.1%	9.5%	7.1%	4.3%	7.5%*	6.7%	NR
Had sexual intercourse with four (4) or more persons during their life	2009	27.9%	13.7%	15.5%	14.2%	18.8%	12.8%	17.6%	16.6%	13.8%
	2011	27.1% ²⁻⁴	16.2% ¹	11.2% ¹	16.8% ¹	19.7%	19.8%	19.0%	16.1%	15.3%
	2013	17.6%	13.1%	11.2%	17.3%	14.1%	12.6%	15.5%	13.3%*	NR
Currently sexually active (had sexual intercourse with at least one person during the three (3) months before the survey)	2009	47.8%	31.3%	38.1%	33.9%	38.5%	51.2%	37.7%	37.0%	34.2%
	2011	45.8% ²⁻³	31.2% ¹	29.4% ¹	38.7%	36.1%	37.4%	36.7%	34.0%	33.7%
	2013	28.8%*	27.4%	24.9%	33.5%	35.0%	29.6%	30.2%*	30.6%*	NR
Condom use (Percent of sexually active students who used or their partner used a condom during last sexual intercourse)	2009	57.1%	59.0%	56.8%	59.1%	61.6%	68.8%	58.3%	65.1%	61.1%
	2011	60.5%	62.3%	54.6%	57.3%	59.7%	63.5%	59.2%	64.3%	60.2%
	2013	59.3%	66.2%	51.7%	66.6%	63.9%	68.7%	64.0%	62.4%	NR
Ever had oral sex	2009	45.7%	43.8%	50.5%	45.6%	47.4%	60.9%	47.6%	45.4%	QNA
	2011	42.6%	44.6%	42.4%	42.0%	48.8%	44.5%	45.3%	43.4%	QNA
	2013	41.4%	42.3%	44.3%	47.1%	48.5%	44.7%	44.8%*	40.3%*	QNA
Drug or alcohol use before sexual intercourse (students who had sex in the previous 3 months, percent who used alcohol or drugs prior to the last time they had sex)	2009	15.6%	16.8%	16.4%	26.0%	20.5%	23.0%	21.5%	19.7%	21.6%
	2011	19.5%	17.7%	27.2%	28.2%	15.4%	36.0%	23.5%	23.5%	22.1%
	2013	19.8%	29.6%	26.6%	20.3%	20.3%	32.3%	26.1%	22.8%	NR
Ever been taught in school about AIDS or HIV infection	2009	85.8%	82.1%	87.7%	83.6%	85.7%	82.2%	84.3%	88.2%	87.0%
	2011	82.8%	81.9%	83.5%	81.6%	81.9%	86.6%	81.3%	84.5%	84.0%
	2013	83.2%	81.2%	81.2%	81.9%	86.0%	79.2%	80.4%*	83.1%	NR
Ever been tested for HIV	2009	QNA								
	2011									
	2013	26.0% ^{2,3,5,6}	15.3% ¹	11.2% ¹	16.6%	14.5% ¹	13.4% ¹	17.3%	QNA	QNA
Ever been forced to have sexual intercourse when you did not want to	2009	5.6%	10.9%	8.0%	12.2%	12.7%	12.9%	12.0%	8.5%	7.4%
	2011	11.7%	9.4%	7.8%	10.5%	10.8%	14.5%	11.9%	7.2%	8.0%
	2013	12.1%	10.6%	10.0%	9.5%	10.5%	8.2%	11.5%	7.2%	NR
Did someone you were dating or going out with physically hurt you on purpose? (in past 12 months, for those dating, were they hit, slammed into something, or injured with an object or weapon.)	2009	21.0%	15.8%	15.4%	17.1%	17.3%	16.7%	17.8%	11.0%	9.8%
	2011	15.0%	12.1% ⁵	11.8%	16.0%	17.9%	15.5% ²	15.5%	9.3%	9.4%
	2013	16.0%	11.5%	12.2%	12.8%	11.1%	16.6%	14.9%	NR	NR

2009-2013 statistically significant trend *decrease ^increase

QNA: Question not asked

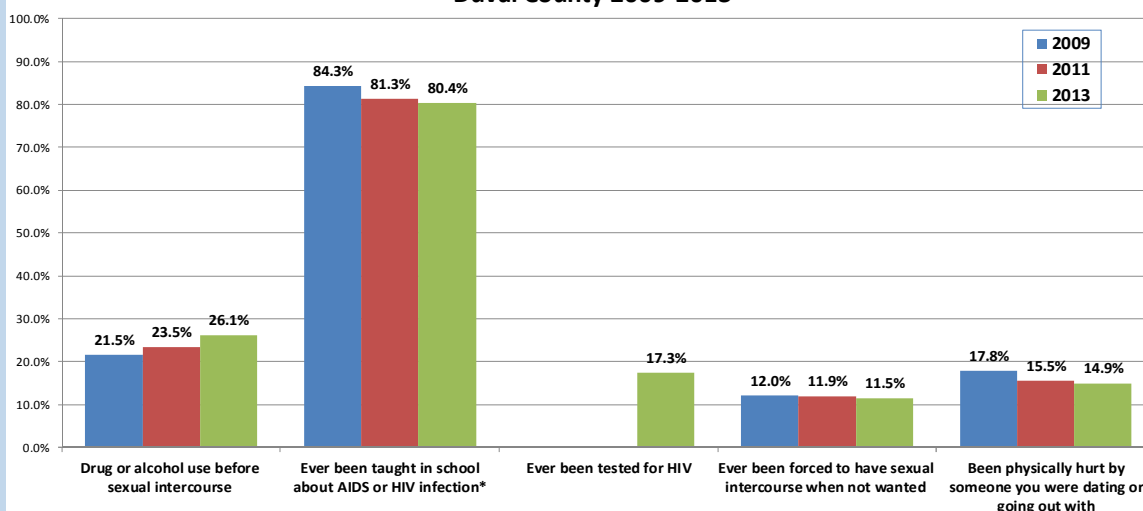
NR: Not Ready (June 2014 release)

NOTE: The superscript number indicates that one Health Zone is statistically significantly different than another Health Zone.

Trend analysis by County, State and Nation are provided by CDC (See YRBS methodology at www.CDC.gov).
Trend analysis and comparisons by Health Zone is provided by the Department of Health-Duval
(See YRBS methodology at <http://www.dchd.net/health-data-resources/health-reports>).

High School Sexual Behaviors in Duval

**High School Student (9th - 12th Grade) Sexual Behavior by Year
Duval County 2009-2013**

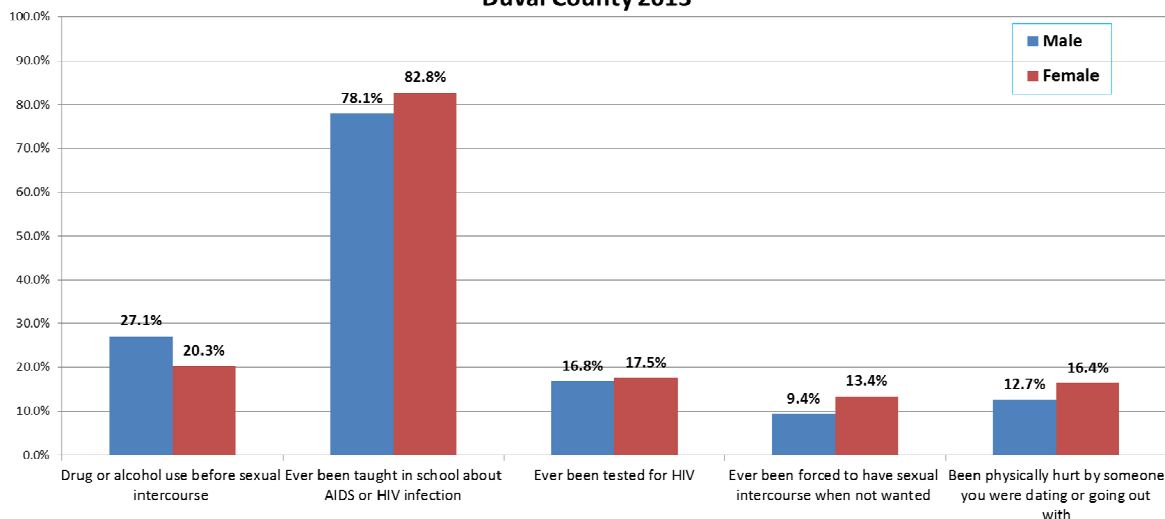


Using drugs or alcohol before having sex is on the rise in Duval County. Males tend to use drugs or alcohol more often than females before having sex (1 in 4 males vs. 1 in 5 females). While under the influence, students are more likely to not protect themselves from STDs or pregnancy and can be more vulnerable and/or take other risks.

School based education to prevent HIV infections is significantly declining and is less common than in Florida or the U.S. Females report learning about HIV infection in school more often than males. Both males and females get tested for HIV.

Most disturbing are the number of high school students experiencing dating violence and/or being forced to have sex when they did not want to (more than 1 in 10). Dating violence affects males and females alike. Being forced to have sex when they did not want to is slightly higher for females at 13.4% but still significant for males at 9.4%.

**High School Student (9th - 12th Grade) Sexual Behavior by Gender
Duval County 2013**



Additional Data

- Learning about HIV infection at school is declining, although it is a required part of the H.O.P.E. curriculum.
- Students are experiencing bullying, fighting, and feeling unsafe, along with depression and suicide (See the Violence, Suicide and Safety report), which translate into their relationships and sexual experiences.
- HS students are engaging in other behaviors that put them at risk for negative consequences from sexual activity—alcohol/other drug use, dating violence, sex with 4 or more partners, sex at a young age, etc.

For more information about the YRBS, e-mail Duval County Public Schools at yrb@duvalschools.org. Visit <http://www.dchd.net/health-data-resources/health-reports> to view or download YRBS data.

This publication was supported by the Cooperative Agreement Numbers 1U87PS004140-01 and 3087DP001265-05W1 from The Centers for Disease Control and Prevention. Its contents are solely the responsibility of the authors and do not necessarily represent the official views of The Centers for Disease Control and Prevention.